

Last Vehicle Status Update: 05-August-2024 12:36 PM

*Note: Do not use as a pressure gauge

Refresh

Odometer



682 Miles

High Voltage Battery



Battery State of Charge : 79%

Battery Range : 226 Miles

Tire Pressure (PSI)*



Recommended Tire Pressure(cold)

Front : 39 | Rear : 39

12V Battery



Battery State of Charge : 86%

Battery Voltage : 12.6V





June 2024

Sun	Mon	Tue	Wed	Thu	
2	3	4	5	6	
9	10	11	12	13	
 16	17	18	19	20	
23	24	25	26	27	
30					

July 2024

Sun	Mon	Tue	Wed	Thu	
	1	2	3	4	
 7	8	9	10	11	
14	15	16	17	18	
21	22	23	24	25	
 28	 29	30	 31		

August 2024

Sun	Mon	Tue	Wed	Thu	
				 1	
 4	 5	6	7	8	
11	12	13	14	15	
18	19	20	21	22	
25	26	27	28	29	

Vehicle Health Alerts (VHA) and Diagnostic Trouble Codes (DTC)

Date Time Odometer	Event Description	  Module		 DTC	: FT : SB	 TSB/GSB/SSM		<input checked="" type="checkbox"/> Send to Search	Description
------------------------	-------------------	--	--	---	-----------	---	---	--	-------------

Time : 10:56 AM



Odometer :

678 mi

★	APIM		U0415:00:0A		<input type="checkbox"/>		Invalid Data Received From Anti-Lock Brake System (ABS) Control Module
	BECM		U0100:00:28		<input type="checkbox"/>		Lost Communication With ECM/PCM 'A'
	BECM		P1A43:00:28		<input type="checkbox"/>		Hybrid/EV Battery Contactor Request Signal Performance
	BECM		P1A42:00:28		<input type="checkbox"/>		Propulsion System Status Signal Performance
	BECM		U0293:00:28		<input type="checkbox"/>		Lost Communication With Hybrid/EV Powertrain Control Module 'A'
	CMR		B15E1:97:08	SSM	<input type="checkbox"/>		Driver Side LED
	CMR		B15E2:97:08	SSM	<input type="checkbox"/>		Passenger Side LED
	CMR		B115E:97:08	SSM	<input type="checkbox"/>		Camera Module
	DCDC		U0100:00:28		<input type="checkbox"/>		Lost Communication With ECM/PCM 'A'
	DCDC		U0293:00:28		<input type="checkbox"/>		Lost Communication With Hybrid/EV Powertrain Control Module 'A'
	DCME		B1087:00:08		<input type="checkbox"/>		LIN Bus 'A'
	DCME		U0140:00:08		<input type="checkbox"/>		Lost Communication With Body Control Module
	DCMF		U0140:00:08		<input type="checkbox"/>		Lost Communication With Body Control Module
	DCMF		B1087:00:08		<input type="checkbox"/>		LIN Bus 'A'
	DCMG		U0140:00:08		<input type="checkbox"/>		Lost Communication With Body Control Module
	DCMG		B1087:00:08		<input type="checkbox"/>		LIN Bus 'A'
	DCMH		B1087:00:08		<input type="checkbox"/>		LIN Bus 'A'
	DCMH		U0140:00:08		<input type="checkbox"/>		Lost Communication With Body Control Module
	DDM		B118E:01:08		<input type="checkbox"/>		Left Front Window
	DDM		B1190:01:08		<input type="checkbox"/>		Left Rear Window
	GFM		U0100:00:08		<input type="checkbox"/>		Lost Communication With ECM/PCM 'A'
	GFM		B111E:13:48		<input type="checkbox"/>		Boot/Trunk Lamps
	OBCC		U0146:00:28		<input type="checkbox"/>		Lost Communication With Serial Data Gateway Module 'A'
	PCM		U0422:00:28		<input type="checkbox"/>		Invalid Data Received From Body Control Module
	PDM		B1191:01:08		<input type="checkbox"/>		Right Rear Window
	PDM		B118F:01:08		<input type="checkbox"/>		Right Front Window
	PSCM		U3001:68:08		<input type="checkbox"/>		Control Module Improper Shutdown Performance
	PSCM		U0151:00:08		<input type="checkbox"/>		Lost Communication With Restraints Control Module
	RGTM		U3003:16:08		<input type="checkbox"/>		Battery Voltage
	SOBDM		U0293:00:28		<input type="checkbox"/>		Lost Communication With Hybrid/EV Powertrain Control Module 'A'
	SOBDM		U0100:00:28		<input type="checkbox"/>		Lost Communication With ECM/PCM 'A'

SOBDM | U0253: 00 : 28

TCU | U0146: 09 : 08

-  Lost Communication With Accessory Protocol Interface Module
-  Lost Communication With Serial Data Gateway Module 'A'



Time : 07:58 PM

Odometer :

666 mi

★	BECM		U0293 : 00 : 28	<input type="checkbox"/>		Lost Communication With Hybrid/EV Powertrain Control Module 'A'
★	BECM		P1A42 : 00 : 28	<input type="checkbox"/>		Propulsion System Status Signal Performance
★	BECM		P1A43 : 00 : 28	<input type="checkbox"/>		Hybrid/EV Battery Contactor Request Signal Performance
★	BECM		U0100 : 00 : 28	<input type="checkbox"/>		Lost Communication With ECM/PCM 'A'
★	DCDC		U0293 : 00 : 28	<input type="checkbox"/>		Lost Communication With Hybrid/EV Powertrain Control Module 'A'
★	DCDC		U0100 : 00 : 28	<input type="checkbox"/>		Lost Communication With ECM/PCM 'A'
★	DCME		U0140 : 00 : 08	<input type="checkbox"/>		Lost Communication With Body Control Module
★	DCMF		U0140 : 00 : 08	<input type="checkbox"/>		Lost Communication With Body Control Module
★	DCMG		U0140 : 00 : 08	<input type="checkbox"/>		Lost Communication With Body Control Module
★	DCMH		U0140 : 00 : 08	<input type="checkbox"/>		Lost Communication With Body Control Module
★	DDM		B1190 : 01 : 08	<input type="checkbox"/>		Left Rear Window
★	DDM		B118E : 01 : 08	<input type="checkbox"/>		Left Front Window
★	OBCC		U0146 : 00 : 28	<input type="checkbox"/>		Lost Communication With Serial Data Gateway Module 'A'
★	PCM		U0422 : 00 : 28	<input type="checkbox"/>		Invalid Data Received From Body Control Module
★	PDM		B118F : 01 : 08	<input type="checkbox"/>		Right Front Window
★	PDM		B1191 : 01 : 08	<input type="checkbox"/>		Right Rear Window
★	SOBDM		U0253 : 00 : 28	<input type="checkbox"/>		Lost Communication With Accessory Protocol Interface Module
★	SOBDM		U0100 : 00 : 28	<input type="checkbox"/>		Lost Communication With ECM/PCM 'A'
★	SOBDM		U0293 : 00 : 28	<input type="checkbox"/>		Lost Communication With Hybrid/EV Powertrain Control Module 'A'
★	TCU		U0146 : 09 : 08	<input type="checkbox"/>		Lost Communication With Serial Data Gateway Module 'A'
	CMR		B15E1 : 97 : 08	<input type="checkbox"/>		Driver Side LED
	CMR		B15E2 : 97 : 08	<input type="checkbox"/>		Passenger Side LED
	CMR		B115E : 97 : 08	<input type="checkbox"/>		Camera Module
	DCME		B1087 : 00 : 08	<input type="checkbox"/>		LIN Bus 'A'
	DCMF		B1087 : 00 : 08	<input type="checkbox"/>		LIN Bus 'A'
	DCMG		B1087 : 00 : 08	<input type="checkbox"/>		LIN Bus 'A'
	DCMH		B1087 : 00 : 08	<input type="checkbox"/>		LIN Bus 'A'
	GFM		U0100 : 00 : 08	<input type="checkbox"/>		Lost Communication With ECM/PCM 'A'
	GFM		B111E : 13 : 48	<input type="checkbox"/>		Boot/Trunk Lamps
	PSCM		U3001 : 68 : 08	<input type="checkbox"/>		Control Module Improper Shutdown Performance

PSCM | U0151: 00 : 08
RGTM | U3003: 16 : 08

 Lost Communication With Restraints Control Module
  Battery Voltage

Time : 06:42 PM

Odometer :

569 mi

★	TCU		U0146: 09 : 0B	
	CMR		B15E1: 97 : 08	SSM
	CMR		B15E2: 97 : 08	SSM
	CMR		B115E: 97 : 08	SSM
	DCME		B1087: 00 : 08	
	DCMF		B1087: 00 : 08	
	DCMG		B1087: 00 : 08	
	DCMH		B1087: 00 : 08	
	GFM		U0100: 00 : 08	
	GFM		B111E: 13 : 48	
	PSCM		U3001: 68 : 08	
	PSCM		U0151: 00 : 08	
	RGTM		U3003: 16 : 08	

<input type="checkbox"/>		Lost Communication With Serial Data Gateway Module 'A'
<input type="checkbox"/>		Driver Side LED
<input type="checkbox"/>		Passenger Side LED
<input type="checkbox"/>		Camera Module
<input type="checkbox"/>		LIN Bus 'A'
<input type="checkbox"/>		LIN Bus 'A'
<input type="checkbox"/>		LIN Bus 'A'
<input type="checkbox"/>		LIN Bus 'A'
<input type="checkbox"/>		Lost Communication With ECM/PCM 'A'
<input type="checkbox"/>		Boot/Trunk Lamps
<input type="checkbox"/>		Control Module Improper Shutdown Performance
<input type="checkbox"/>		Lost Communication With Restraints Control Module
<input type="checkbox"/>		Battery Voltage

Time : 06:37 PM

Odometer :

568 mi

★	CMR		B115E: 97 : 08	SSM
★	CMR		B15E2: 97 : 08	SSM
★	CMR		B15E1: 97 : 08	SSM
★	GWM		U2402: 0A : 0B	
★	RGTM		U3003: 16 : 08	
	DCME		B1087: 00 : 08	
	DCMF		B1087: 00 : 08	
	DCMG		B1087: 00 : 08	
	DCMH		B1087: 00 : 08	
	GFM		U0100: 00 : 08	
	GFM		B111E: 13 : 48	
	PSCM		U3001: 68 : 08	
	PSCM		U0151: 00 : 08	
	TCU		U0146: 09 : 08	

<input type="checkbox"/>		Camera Module
<input type="checkbox"/>		Passenger Side LED
<input type="checkbox"/>		Driver Side LED
<input type="checkbox"/>		Ethernet Failure With Telematic Control Unit Module (TCU)
<input type="checkbox"/>		Battery Voltage
<input type="checkbox"/>		LIN Bus 'A'
<input type="checkbox"/>		LIN Bus 'A'
<input type="checkbox"/>		LIN Bus 'A'
<input type="checkbox"/>		LIN Bus 'A'
<input type="checkbox"/>		Lost Communication With ECM/PCM 'A'
<input type="checkbox"/>		Boot/Trunk Lamps
<input type="checkbox"/>		Control Module Improper Shutdown Performance
<input type="checkbox"/>		Lost Communication With Restraints Control Module
<input type="checkbox"/>		Lost Communication With Serial Data Gateway Module 'A'

Time : 03:45 PM

Odometer :

569 mi

★	CMR		B115E: 97 : 0C	SSM
★	CMR		B15E2: 97 : 0C	SSM
★	CMR		B15E1: 97 : 0C	SSM

<input type="checkbox"/>		Camera Module
<input type="checkbox"/>		Passenger Side LED
<input type="checkbox"/>		Driver Side LED

★ **DCMF** | B1087:00:08
 ★ **DCMH** | B1087:00:08
 ★ **RGTM** | U3003:16:0A
 ★ **TCU** | U0146:09:08

 DCME | B1087:00:08
 DCMG | B1087:00:08
 GFM | U0100:00:08
 GFM | B111E:13:48
 PSCM | U3001:68:08
 PSCM | U0151:00:08

⚠ LIN Bus 'A'
 ⚠ LIN Bus 'A'
 ⚠ Battery Voltage
 ⚠ Lost Communication With Serial Data Gateway Module 'A'
 ⚠ LIN Bus 'A'
 ⚠ LIN Bus 'A'
 ⚠ Lost Communication With ECM/PCM 'A'
 ⚠ Boot/Trunk Lamps
 ⚠ Control Module Improper Shutdown Performance
 ⚠ Lost Communication With Restraints Control Module

Time : 01:52 PM
Odometer :
 551 mi

★ **DCME** | B1087:00:08
 ★ **DCMG** | B1087:00:08
 ★ **GWM** | U2402:0A:0B

 ★ **RGTM** | U3003:16:08
 ★ **TCU** | U0146:09:0B

 CMR | B15E1:97:08 SSM
 CMR | B15E2:97:08 SSM
 CMR | B115E:97:08 SSM
 GFM | U0100:00:08
 GFM | B111E:13:48
 PSCM | U3001:68:08
 PSCM | U0151:00:08

⚠ LIN Bus 'A'
 ⚠ LIN Bus 'A'
 ⚠ Ethernet Failure With Telematic Control Unit Module (TCU)
 ⚠ Battery Voltage
 ⚠ Lost Communication With Serial Data Gateway Module 'A'
 ⚠ Driver Side LED
 ⚠ Passenger Side LED
 ⚠ Camera Module
 ⚠ Lost Communication With ECM/PCM 'A'
 ⚠ Boot/Trunk Lamps
 ⚠ Control Module Improper Shutdown Performance
 ⚠ Lost Communication With Restraints Control Module

02-August-2024

Select All

Time : 01:10 PM

Odometer :
516 mi

★	PSCM		U0151:00:08	
★	TCU		U0146:09:08	
	CMR		B15E1:97:08	SSM
	CMR		B15E2:97:08	SSM
	CMR		B115E:97:08	SSM
	GFM		U0100:00:08	
	GFM		B111E:13:48	
	PSCM		U3001:68:08	

- ⚠ Lost Communication With Restraints Control Module
- ⚠ Lost Communication With Serial Data Gateway Module 'A'
- ⚠ Driver Side LED
- ⚠ Passenger Side LED
- ⚠ Camera Module
- ⚠ Lost Communication With ECM/PCM 'A'
- ⚠ Boot/Trunk Lamps
- ⚠ Control Module Improper Shutdown Performance

01-August-2024

Select All

Time : 02:55 PM

Odometer :
502 mi

★	TCU		U0146:09:0A	
	CMR		B15E1:97:08	SSM
	CMR		B15E2:97:08	SSM
	CMR		B115E:97:08	SSM
	GFM		U0100:00:08	
	GFM		B111E:13:48	
	PSCM		U3001:68:08	

- ⚠ Lost Communication With Serial Data Gateway Module 'A'
- ⚠ Driver Side LED
- ⚠ Passenger Side LED
- ⚠ Camera Module
- ⚠ Lost Communication With ECM/PCM 'A'
- ⚠ Boot/Trunk Lamps
- ⚠ Control Module Improper Shutdown Performance

Time : 02:52 PM

Odometer :
501 mi








★	GWM		U2402:0A:0B	
	CMR		B15E1:97:08	SSM
	CMR		B15E2:97:08	SSM
	CMR		B115E:97:08	SSM
	GFM		U0100:00:08	
	GFM		B111E:13:48	
	PSCM		U3001:68:08	
	TCU		U0146:09:0B	

- ⚠ Ethernet Failure With Telematic Control Unit Module (TCU)
- ⚠ Driver Side LED
- ⚠ Passenger Side LED
- ⚠ Camera Module
- ⚠ Lost Communication With ECM/PCM 'A'
- ⚠ Boot/Trunk Lamps
- ⚠ Control Module Improper Shutdown Performance
- ⚠ Lost Communication With Serial Data Gateway Module 'A'

Time : 11:36 PM

Odometer :
495 mi









PSCM		U3001: 68 : 08	
TCU		U0146: 09 : 0B	
GFM		B111E: 13 : 48	
CMR		B115E: 97 : 08	SSM
CMR		B15E1: 97 : 08	SSM
CMR		B15E2: 97 : 08	SSM
GFM		U0100: 00 : 08	

-  Control Module Improper Shutdown Performance
-  Lost Communication With Serial Data Gateway Module 'A'
-  Boot/Trunk Lamps
-  Camera Module
-  Driver Side LED
-  Passenger Side LED
-  Lost Communication With ECM/PCM 'A'

Time : 09:25 PM

Odometer :
492 mi








★	CMR		B115E: 97 : 08	SSM
★	CMR		B15E2: 97 : 08	SSM
★	CMR		B15E1: 97 : 08	SSM
★	GWM		U2402: 00 : 49	
★	TCU		U0146: 09 : 0B	
	GFM		U0100: 00 : 08	
	GFM		B111E: 13 : 48	
	PSCM		U3001: 68 : 08	

-  Camera Module
-  Passenger Side LED
-  Driver Side LED
-  Ethernet Failure With Telematic Control Unit Module (TCU)
-  Lost Communication With Serial Data Gateway Module 'A'
-  Lost Communication With ECM/PCM 'A'
-  Boot/Trunk Lamps
-  Control Module Improper Shutdown Performance

Time : 02:46 PM

Odometer :
487 mi










★	CMR		B115E: 97 : 0C	SSM
★	CMR		B15E2: 97 : 0C	SSM
★	CMR		B15E1: 97 : 0C	SSM
	GFM		U0100: 00 : 08	
	GFM		B111E: 13 : 48	
	PSCM		U3001: 68 : 08	
	TCU		U0146: 09 : 08	

-  Camera Module
-  Passenger Side LED
-  Driver Side LED
-  Lost Communication With ECM/PCM 'A'
-  Boot/Trunk Lamps
-  Control Module Improper Shutdown Performance
-  Lost Communication With Serial Data Gateway Module 'A'

Time : 10:12 PM

Odometer :
441 mi













GFM		U0100: 00 : 08	
TCU		U0146: 09 : 08	
PSCM		U3001: 68 : 08	
GFM		B111E: 13 : 48	
BECM		U3003: A2 : 28	
BECM		U3003: 16 : 28	
CMR		B115E: 97 : 08	SSM
CMR		B15E1: 97 : 08	SSM
CMR		B15E2: 97 : 08	SSM

-  Lost Communication With ECM/PCM 'A'
-  Lost Communication With Serial Data Gateway Module 'A'
-  Control Module Improper Shutdown Performance
-  Boot/Trunk Lamps
-  Battery Voltage
-  Battery Voltage
-  Camera Module
-  Driver Side LED
-  Passenger Side LED

Time : 12:42 AM

Odometer :
416 mi

★	CMR		B115E: 97 : 08	SSM
★	CMR		B15E2: 97 : 08	SSM
★	CMR		B15E1: 97 : 08	SSM
★	TCU		U0146: 09 : 08	
	BECM		U3003: A2 : 28	
	BECM		U3003: 16 : 28	
	GFM		U0100: 00 : 08	
	GFM		B111E: 13 : 48	
	OBCC		U3000: 49 : 28	SSM
	OBCC		U019B: 00 : 28	
	OBCC		U3003: 16 : 28	
	PSCM		U3001: 68 : 08	

-  Camera Module
-  Passenger Side LED
-  Driver Side LED
-  Lost Communication With Serial Data Gateway Module 'A'
-  Battery Voltage
-  Battery Voltage
-  Lost Communication With ECM/PCM 'A'
-  Boot/Trunk Lamps
-  Control Module
-  Lost Communication With Battery Charger Control Module 'A'
-  Battery Voltage
-  Control Module Improper Shutdown Performance

Time : 09:25 PM

Odometer :
408 mi

★	CMR		B115E: 97 : 0C	SSM
★	CMR		B15E2: 97 : 0C	SSM
★	CMR		B15E1: 97 : 0C	SSM
★	GWM		U2402: 0A : 0B	
	BECM		U3003: A2 : 28	
	BECM		U3003: 16 : 28	
	GFM		U0100: 00 : 08	
	GFM		B111E: 13 : 48	
	OBCC		U3000: 49 : 28	SSM
	OBCC		U019B: 00 : 28	
	OBCC		U3003: 16 : 28	
	PSCM		U3001: 68 : 08	
	TCU		U0146: 09 : 0B	

- ⚠ Camera Module
- ⚠ Passenger Side LED
- ⚠ Driver Side LED
- ⚠ Ethernet Failure With Telematic Control Unit Module (TCU)
- ⚠ Battery Voltage
- ⚠ Battery Voltage
- ⚠ Lost Communication With ECM/PCM 'A'
- ⚠ Boot/Trunk Lamps
- ⚠ Control Module
- ⚠ Lost Communication With Battery Charger Control Module 'A'
- ⚠ Battery Voltage
- ⚠ Control Module Improper Shutdown Performance
- ⚠ Lost Communication With Serial Data Gateway Module 'A'

Time : 05:36 PM

Odometer :
408 mi

★	CMR		B115E: 97 : 8F	SSM
★	CMR		B15E2: 97 : 8F	SSM
★	CMR		B15E1: 97 : 8F	SSM
★	TCU		U0146: 09 : 0B	
	ABS		U023A: 00 : 28	
	BECM		U3003: A2 : 28	
	BECM		U3003: 16 : 28	
	GFM		U0100: 00 : 08	
	GFM		B111E: 13 : 48	
	OBCC		U3000: 49 : 28	SSM
	OBCC		U019B: 00 : 28	
	OBCC		U3003: 16 : 28	
	PSCM		U3001: 68 : 08	

- ⚠ Camera Module
- ⚠ Passenger Side LED
- ⚠ Driver Side LED
- ⚠ Lost Communication With Serial Data Gateway Module 'A'
- ⚠ Lost Communication With Image Processing Module 'A'
- ⚠ Battery Voltage
- ⚠ Battery Voltage
- ⚠ Lost Communication With ECM/PCM 'A'
- ⚠ Boot/Trunk Lamps
- ⚠ Control Module
- ⚠ Lost Communication With Battery Charger Control Module 'A'
- ⚠ Battery Voltage
- ⚠ Control Module Improper Shutdown Performance

Time : 01:25 PM

Odometer :
359 mi

★	CMR		B115E: 97 : 08	SSM
★	CMR		B15E2: 97 : 08	SSM

- ⚠ Camera Module
- ⚠ Passenger Side LED

★	CMR		B15E1: 97 : 08
	ABS		U023A: 00 : 28
	BECM		U3003: A2 : 28
	BECM		U3003: 16 : 28
	GFM		U0100: 00 : 08
	GFM		B111E: 13 : 48
	GFM		U0293: 00 : 08
	OBCC		U3000: 49 : 28
	OBCC		U019B: 00 : 28
	OBCC		U3003: 16 : 28
	PSCM		U3001: 68 : 08
	TCU		U0146: 09 : 08

SSM

SSM

- ⚠ Driver Side LED
- ⚠ Lost Communication With Image Processing Module 'A'
- ⚠ Battery Voltage
- ⚠ Battery Voltage
- ⚠ Lost Communication With ECM/PCM 'A'
- ⚠ Boot/Trunk Lamps
- ⚠ Lost Communication With Hybrid/EV Powertrain Control Module 'A'
- ⚠ Control Module
- ⚠ Lost Communication With Battery Charger Control Module 'A'
- ⚠ Battery Voltage
- ⚠ Control Module Improper Shutdown Performance
- ⚠ Lost Communication With Serial Data Gateway Module 'A'

Time : 12:46 PM
 Odometer :
 355 mi

★	CMR		B115E: 97 : 0E
★	CMR		B15E2: 97 : 0E
★	CMR		B15E1: 97 : 0E
★	TCU		U0146: 09 : 08
	ABS		U023A: 00 : 28
	BCM		B1616: 04 : 08
	BECM		U3003: A2 : 28
	BECM		U3003: 16 : 28
	GFM		U0100: 00 : 08
	GFM		B111E: 13 : 48
	GFM		U0293: 00 : 08
	OBCC		U3000: 49 : 28
	OBCC		U019B: 00 : 28
	OBCC		U3003: 16 : 28
	PSCM		U3001: 68 : 08

SSM

SSM

SSM















SSM

- ⚠ Camera Module
- ⚠ Passenger Side LED
- ⚠ Driver Side LED
- ⚠ Lost Communication With Serial Data Gateway Module 'A'
- ⚠ Lost Communication With Image Processing Module 'A'
- ⚠ Electrical System High Key Off Load
- ⚠ Battery Voltage
- ⚠ Battery Voltage
- ⚠ Lost Communication With ECM/PCM 'A'
- ⚠ Boot/Trunk Lamps
- ⚠ Lost Communication With Hybrid/EV Powertrain Control Module 'A'
- ⚠ Control Module
- ⚠ Lost Communication With Battery Charger Control Module 'A'
- ⚠ Battery Voltage
- ⚠ Control Module Improper Shutdown Performance

Time : 10:16 PM

Odometer :
353 mi














CMR		B15E1 : 97 : 08	SSM
ABS		U023A : 00 : 28	
GFM		U0100 : 00 : 08	
BCM		B1616 : 04 : 08	
OBCC		U3000 : 49 : 28	SSM
PSCM		U3001 : 68 : 08	
TCU		U0146 : 09 : 0B	
GFM		B111E : 13 : 48	
OBCC		U019B : 00 : 28	
BECM		U3003 : A2 : 28	
RGTM		U3003 : 16 : 08	
OBCC		U3003 : 16 : 28	
GFM		U0293 : 00 : 08	
BECM		U3003 : 16 : 28	

-  Driver Side LED
-  Lost Communication With Image Processing Module 'A'
-  Lost Communication With ECM/PCM 'A'
-  Electrical System High Key Off Load
-  Control Module
-  Control Module Improper Shutdown Performance
-  Lost Communication With Serial Data Gateway Module 'A'
-  Boot/Trunk Lamps
-  Lost Communication With Battery Charger Control Module 'A'
-  Battery Voltage
-  Battery Voltage
-  Battery Voltage
-  Lost Communication With Hybrid/EV Powertrain Control Module 'A'
-  Battery Voltage

Time : 10:00 PM

Odometer :
351 mi

CMR		B15E1 : 97 : 08	SSM
ABS		U023A : 00 : 28	
GWM		U2402 : 0A : 0B	
GFM		U0100 : 00 : 08	
BCM		B1616 : 04 : 08	
OBCC		U3000 : 49 : 28	SSM
PSCM		U3001 : 68 : 08	
TCU		U0146 : 09 : 0B	
GFM		B111E : 13 : 48	
OBCC		U019B : 00 : 28	
CMR		B15E1 : 97 : 08	SSM
ABS		U023A : 00 : 28	
GWM		U2402 : 0A : 0B	

-  Driver Side LED
-  Lost Communication With Image Processing Module 'A'
-  Ethernet Failure With Telematic Control Unit Module (TCU)
-  Lost Communication With ECM/PCM 'A'
-  Electrical System High Key Off Load
-  Control Module
-  Control Module Improper Shutdown Performance
-  Lost Communication With Serial Data Gateway Module 'A'
-  Boot/Trunk Lamps
-  Lost Communication With Battery Charger Control Module 'A'
-  Driver Side LED
-  Lost Communication With Image Processing Module 'A'
-  Ethernet Failure With Telematic Control Unit Module (TCU)

BECM		U3003:A2 :28
RGTM		U3003:16 :08
OBCC		U3003:16 :28
GFM		U0293:00 :08
BECM		U3003:16 :28
GFM		U0100:00 :08
BCM		B1616:04 :08
OBCC		U3000:49 :28
PSCM		U3001:68 :08
TCU		U0146:09 :0B
GFM		B111E:13 :48
OBCC		U019B:00 :28
BECM		U3003:A2 :28
RGTM		U3003:16 :08
OBCC		U3003:16 :28
GFM		U0293:00 :08
BECM		U3003:16 :28

SSM

<input type="checkbox"/>		Battery Voltage
<input type="checkbox"/>		Battery Voltage
<input type="checkbox"/>		Battery Voltage
<input type="checkbox"/>		Lost Communication With Hybrid/EV Powertrain Control Module 'A'
<input type="checkbox"/>		Battery Voltage
<input type="checkbox"/>		Lost Communication With ECM/PCM 'A'
<input type="checkbox"/>		Electrical System High Key Off Load
<input type="checkbox"/>		Control Module
<input type="checkbox"/>		Control Module Improper Shutdown Performance
<input type="checkbox"/>		Lost Communication With Serial Data Gateway Module 'A'
<input type="checkbox"/>		Boot/Trunk Lamps
<input type="checkbox"/>		Lost Communication With Battery Charger Control Module 'A'
<input type="checkbox"/>		Battery Voltage
<input type="checkbox"/>		Battery Voltage
<input type="checkbox"/>		Battery Voltage
<input type="checkbox"/>		Lost Communication With Hybrid/EV Powertrain Control Module 'A'
<input type="checkbox"/>		Battery Voltage

Time : 09:59 PM
Odometer :
351 mi

★	GWM		U2402:0A :0B
★	GWM		U2402:0A :0B
★	TCU		U0146:09 :0B
★	TCU		U0146:09 :0B
	ABS		U023A:00 :28
	ABS		U023A:00 :28
	BCM		B1616:04 :08
	BCM		B1616:04 :08
	BECM		U3003:A2 :28
	BECM		U3003:16 :28
	BECM		U3003:A2 :28

<input type="checkbox"/>		Ethernet Failure With Telematic Control Unit Module (TCU)
<input type="checkbox"/>		Ethernet Failure With Telematic Control Unit Module (TCU)
<input type="checkbox"/>		Lost Communication With Serial Data Gateway Module 'A'
<input type="checkbox"/>		Lost Communication With Serial Data Gateway Module 'A'
<input type="checkbox"/>		Lost Communication With Image Processing Module 'A'
<input type="checkbox"/>		Lost Communication With Image Processing Module 'A'
<input type="checkbox"/>		Electrical System High Key Off Load
<input type="checkbox"/>		Electrical System High Key Off Load
<input type="checkbox"/>		Battery Voltage
<input type="checkbox"/>		Battery Voltage
<input type="checkbox"/>		Battery Voltage

BECM		U3003: 16 : 28		<input type="checkbox"/> ⚠ Battery Voltage
CMR		B15E1: 97 : 08	SSM	<input type="checkbox"/> ⚠ Driver Side LED
CMR		B15E1: 97 : 08	SSM	<input type="checkbox"/> ⚠ Driver Side LED
GFM		U0100: 00 : 08		<input type="checkbox"/> ⚠ Lost Communication With ECM/PCM 'A'
GFM		B111E: 13 : 48		<input type="checkbox"/> ⚠ Boot/Trunk Lamps
GFM		U0293: 00 : 08		<input type="checkbox"/> ⚠ Lost Communication With Hybrid/EV Powertrain Control Module 'A'
GFM		U0100: 00 : 08		<input type="checkbox"/> ⚠ Lost Communication With ECM/PCM 'A'
GFM		B111E: 13 : 48		<input type="checkbox"/> ⚠ Boot/Trunk Lamps
GFM		U0293: 00 : 08		<input type="checkbox"/> ⚠ Lost Communication With Hybrid/EV Powertrain Control Module 'A'
OBCC		U3000: 49 : 28	SSM	<input type="checkbox"/> ⚠ Control Module
OBCC		U019B: 00 : 28		<input type="checkbox"/> ⚠ Lost Communication With Battery Charger Control Module 'A'
OBCC		U3003: 16 : 28		<input type="checkbox"/> ⚠ Battery Voltage
OBCC		U3000: 49 : 28	SSM	<input type="checkbox"/> ⚠ Control Module
OBCC		U019B: 00 : 28		<input type="checkbox"/> ⚠ Lost Communication With Battery Charger Control Module 'A'
OBCC		U3003: 16 : 28		<input type="checkbox"/> ⚠ Battery Voltage
PSCM		U3001: 68 : 08		<input type="checkbox"/> ⚠ Control Module Improper Shutdown Performance
PSCM		U3001: 68 : 08		<input type="checkbox"/> ⚠ Control Module Improper Shutdown Performance
RGTM		U3003: 16 : 08		<input type="checkbox"/> ⚠ Battery Voltage
RGTM		U3003: 16 : 08		<input type="checkbox"/> ⚠ Battery Voltage

Time : 02:57 AM
Odometer :
321 mi

★ ABS		U023A: 00 : 28		<input type="checkbox"/> ⚠ Lost Communication With Image Processing Module 'A'
BCM		B1616: 04 : 08		<input type="checkbox"/> ⚠ Electrical System High Key Off Load
BECM		U3003: A2 : 28		<input type="checkbox"/> ⚠ Battery Voltage
BECM		U3003: 16 : 28		<input type="checkbox"/> ⚠ Battery Voltage
CMR		B15E1: 97 : 08	SSM	<input type="checkbox"/> ⚠ Driver Side LED
DCMG		B1519: 9E : 08		<input type="checkbox"/> ⚠ Exterior Door Unlatch Switch
GFM		U0100: 00 : 08		<input type="checkbox"/> ⚠ Lost Communication With ECM/PCM 'A'
GFM		B111E: 13 : 48		<input type="checkbox"/> ⚠ Boot/Trunk Lamps
GFM		U0293: 00 : 08		<input type="checkbox"/> ⚠ Lost Communication With Hybrid/EV Powertrain Control Module 'A'
OBCC		U3000: 49 : 28	SSM	<input type="checkbox"/> ⚠ Control Module
OBCC		U019B: 00 : 28		<input type="checkbox"/> ⚠ Lost Communication With Battery Charger Control Module 'A'
OBCC		U3003: 16 : 28		<input type="checkbox"/> ⚠ Battery Voltage

PSCM | U3001 : 68 : 08
RGTM | U3003 : 16 : 08
TCU | U0146 : 09 : 08

- ⚠ Control Module Improper Shutdown Performance
- ⚠ Battery Voltage
- ⚠ Lost Communication With Serial Data Gateway Module 'A'

Time : 06:40 PM

Odometer :

157 mi

★ **ABS** | **U023A: 00 : 2E**

BCM | B1616: 04 : 08

BECM | U3003: A2 : 28

BECM | U3003: 16 : 28

CMR | B15E1: 97 : 08 SSMCMR | B115E: 97 : 08 SSM

DCMG | B1519: 9E : 08

GFM | U0100: 00 : 08

GFM | B111E: 13 : 48

GFM | U0293: 00 : 08

OBCC | U3000: 49 : 28 SSM

OBCC | U019B: 00 : 28

OBCC | U3003: 16 : 28

PSCM | U3001: 68 : 08

RGTM | U3003: 16 : 08

TCU | U0146: 09 : 08

- ⚠ Lost Communication With Image Processing Module 'A'
- ⚠ Electrical System High Key Off Load
- ⚠ Battery Voltage
- ⚠ Battery Voltage
- ⚠ Driver Side LED
- ⚠ Camera Module
- ⚠ Exterior Door Unlatch Switch
- ⚠ Lost Communication With ECM/PCM 'A'
- ⚠ Boot/Trunk Lamps
- ⚠ Lost Communication With Hybrid/EV Powertrain Control Module 'A'
- ⚠ Control Module
- ⚠ Lost Communication With Battery Charger Control Module 'A'
- ⚠ Battery Voltage
- ⚠ Control Module Improper Shutdown Performance
- ⚠ Battery Voltage
- ⚠ Lost Communication With Serial Data Gateway Module 'A'

Time : 05:40 PM

Odometer :

130 mi

★ **CMR** | **B15E1: 97 : 08** SSM

BCM | B1616: 04 : 08

BECM | U3003: A2 : 28

BECM | U3003: 16 : 28

CMR | B115E: 97 : 08 SSM

DCMG | B1519: 9E : 08

GFM | U0100: 00 : 08

GFM | B111E: 13 : 48

GFM | U0293: 00 : 08

OBCC | U3000: 49 : 28 SSM

OBCC | U019B: 00 : 28

OBCC | U3003: 16 : 28

PSCM | U3001: 68 : 08

- ⚠ Driver Side LED
- ⚠ Electrical System High Key Off Load
- ⚠ Battery Voltage
- ⚠ Battery Voltage
- ⚠ Camera Module
- ⚠ Exterior Door Unlatch Switch
- ⚠ Lost Communication With ECM/PCM 'A'
- ⚠ Boot/Trunk Lamps
- ⚠ Lost Communication With Hybrid/EV Powertrain Control Module 'A'
- ⚠ Control Module
- ⚠ Lost Communication With Battery Charger Control Module 'A'
- ⚠ Battery Voltage
- ⚠ Control Module Improper Shutdown Performance

RGTM | U3003: 16 : 08
TCU | U0146: 09 : 08

⚠ Battery Voltage
 ⚠ Lost Communication With Serial Data Gateway Module 'A'

Time : 04:33 PM
Odometer :
128 mi

★ BCM | B1616: 04 : 08
BECM | U3003: A2 : 28
BECM | U3003: 16 : 28
CMR | B115E: 97 : 08
DCMG | B1519: 9E : 08
GFM | U0100: 00 : 08
GFM | B111E: 13 : 48
GFM | U0293: 00 : 08
OBCC | U3000: 49 : 28
OBCC | U019B: 00 : 28
OBCC | U3003: 16 : 28
PSCM | U3001: 68 : 08
RGTM | U3003: 16 : 08
TCU | U0146: 09 : 08

SSM

SSM

⚠ Electrical System High Key Off Load
 ⚠ Battery Voltage
 ⚠ Battery Voltage
 ⚠ Camera Module
 ⚠ Exterior Door Unlatch Switch
 ⚠ Lost Communication With ECM/PCM 'A'
 ⚠ Boot/Trunk Lamps
 ⚠ Lost Communication With Hybrid/EV Powertrain Control Module 'A'
 ⚠ Control Module
 ⚠ Lost Communication With Battery Charger Control Module 'A'
 ⚠ Battery Voltage
 ⚠ Control Module Improper Shutdown Performance
 ⚠ Battery Voltage
 ⚠ Lost Communication With Serial Data Gateway Module 'A'

Time : 07:02 PM

Odometer :

119 mi

★	ABS		C052E:A2 : 68	
★	BCM		B1616:04 : 0A	
★	TCU		U0146:09 : 08	
	BECM		U3003:A2 : 28	
	BECM		U3003:16 : 28	
	CMR		B115E:97 : 08	SSM
	DCMG		B1519:9E : 08	
	GFM		U0100:00 : 08	
	GFM		B111E:13 : 48	
	GFM		U0293:00 : 08	
	OBCC		U3000:49 : 28	SSM
	OBCC		U019B:00 : 28	
	OBCC		U3003:16 : 28	
	PSCM		U3001:68 : 08	
	RGTM		U3003:16 : 08	

- ⚠ ABS Pump Motor Control Circuit Low
- ⚠ Electrical System High Key Off Load
- ⚠ Lost Communication With Serial Data Gateway Module 'A'
- ⚠ Battery Voltage
- ⚠ Battery Voltage
- ⚠ Camera Module
- ⚠ Exterior Door Unlatch Switch
- ⚠ Lost Communication With ECM/PCM 'A'
- ⚠ Boot/Trunk Lamps
- ⚠ Lost Communication With Hybrid/EV Powertrain Control Module 'A'
- ⚠ Control Module
- ⚠ Lost Communication With Battery Charger Control Module 'A'
- ⚠ Battery Voltage
- ⚠ Control Module Improper Shutdown Performance
- ⚠ Battery Voltage

Time : 08:00 PM

Odometer :
119 mi

★	ABS		C052E:A2 : 28	
★	BECM		U3003:16 : 28	
★	BECM		U3003:A2 : 28	
★	CMR		B115E:97 : 08	SSM
★	DCMG		B1519:9E : 08	
★	GFM		U0293:00 : 08	
★	GFM		B111E:13 : 48	
★	GFM		U0100:00 : 08	
★	GWM		U2402:0A : 48	
★	OBCC		U3003:16 : 28	
★	OBCC		U019B:00 : 28	
★	OBCC		U3000:49 : 28	SSM
★	PSCM		U3001:68 : 08	
★	RGTM		U3003:16 : 08	
★	TCU		U0146:09 : 0B	

- ⚠ ABS Pump Motor Control Circuit Low
- ⚠ Battery Voltage
- ⚠ Battery Voltage
- ⚠ Camera Module
- ⚠ Exterior Door Unlatch Switch
- ⚠ Lost Communication With Hybrid/EV Powertrain Control Module 'A'
- ⚠ Boot/Trunk Lamps
- ⚠ Lost Communication With ECM/PCM 'A'
- ⚠ Ethernet Failure With Telematic Control Unit Module (TCU)
- ⚠ Battery Voltage
- ⚠ Lost Communication With Battery Charger Control Module 'A'
- ⚠ Control Module
- ⚠ Control Module Improper Shutdown Performance
- ⚠ Battery Voltage
- ⚠ Lost Communication With Serial Data Gateway Module 'A'