

Ford
Mustang Mach-E
 0.0 75kWh
 JB64MSB

WHEEL ALIGNMENT

Select option

RWD ▼

Tightening torques

Steel wheels	204 Nm
Lightly coat mating surfaces between wheel centre hole and hub (use anti-seize grease). DO Not lubricate studs, nuts or other mating surfaces. Re-tighten nuts after 100 miles (160 km)	
Alloy wheels	204 Nm
Lightly coat mating surfaces between wheel centre hole and hub (use anti-seize grease). DO Not lubricate studs, nuts or other mating surfaces. Re-tighten nuts after 100 miles (160 km)	
Trackrod locknut/clamp	90 Nm

Checking range - Front wheels

Load positioning	Unladen
Fuel tank - percentage full	% 100
Toe-in (N = negative, toe-out)	mm 0,42N - 2,94P
Toe-in (N = negative, toe-out)	deg 0°3'N - 0°21'P
Toe-in (N = negative, toe-out)	deg-1/100 0,05N - 0,35P
Camber	deg 2°N - 0°30'P
Camber	deg-1/100 2N - 0,50P
Castor	deg 2°34' - 4°34'
Castor	deg-1/100 2.57-4.57

Setting data - All wheels

Load positioning	Unladen
Fuel tank - percentage full	% 100
Front toe-in (N = negative, toe-out)	mm 1,26±1,68
Front toe-in	deg 0°9'±12'
Front toe-in	deg-1/100 0,15±0,20
Front camber	deg 0°45'N±1°15'
Front camber	deg-1/100 0,75N±1,25
Front tolerance left/right	deg 1°15'
Front tolerance left/right	deg-1/100 1.25

Was this page

Front camber adjustment

Adjustable

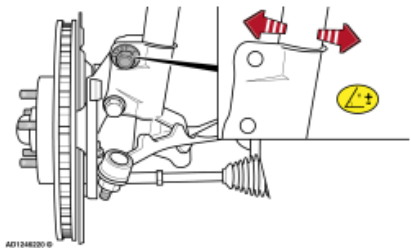


Fig. 1246220

Castor	deg 3°34'±1°
Castor	deg-1/100 3,57±1
Tolerance left/right	deg 1°
Tolerance left/right	deg-1/100 1
Castor adjustment	Not adjustable
Rear toe-in	mm 2,53±1,68
Rear toe-in	deg 0°18'±12'
Rear toe-in	deg-1/100 0,30±0,20
Rear toe-in adjustment	Adjustable

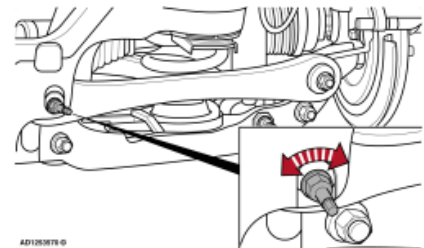


Fig. 1253570

Rear camber	deg 1°18'N±1°15'
Rear camber	deg-1/100 1,30N±1,25
Rear tolerance left/right	deg 1°15'
Rear tolerance left/right	deg-1/100 1.25
Rear camber adjustment	Adjustable

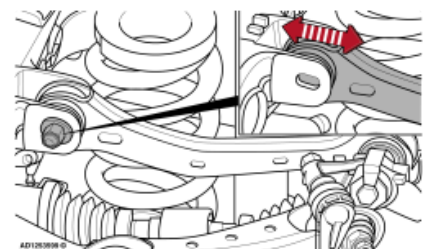


Fig. 1253599

Thrust axis deviation	deg 0°±30'
Thrust axis deviation	deg-1/100 0±0.500

Was this pag